



UNFCCC RACE TO ZERO – PLEDGE & PLAN

RACE TO ZERO PLEDGE

Declaration of Participation – Community Member Company

Our company recognises the importance of making a full and lasting commitment to reducing the greenhouse gas emissions from our activities, in support of the wider commitment of the world to limit global temperature increases and the impact on the planet.

As a signatory member of the Network Net Zero Community we commit to the following:

1. For our company to achieve Net Zero in line with the Science Based targets set out by the UNFCCC i.e. to achieve Net Zero no later than 2050 and target a 50% reduction in emissions by 2030.
2. To set realistic short and long term targets that are designed to achieve our Net Zero commitments.
3. To report the total Greenhouse Gas emissions of our business regularly and for our performance to be part of the Community’s annual reporting back to the UNFCCC.

We acknowledge that our commitment will be reported on the Network Net Zero website.

China Fleet Country Club Ltd made its pledge to the Race to Zero via the Network Net Zero Community on 12th January . The record of the pledge can be found at <https://www.futurenetzero.com/un-race-to-zero/>.

	Year	Potential Year (if ahead of target)
Pledge to be Net Zero	2050	
50% Emissions Reduction	2030	

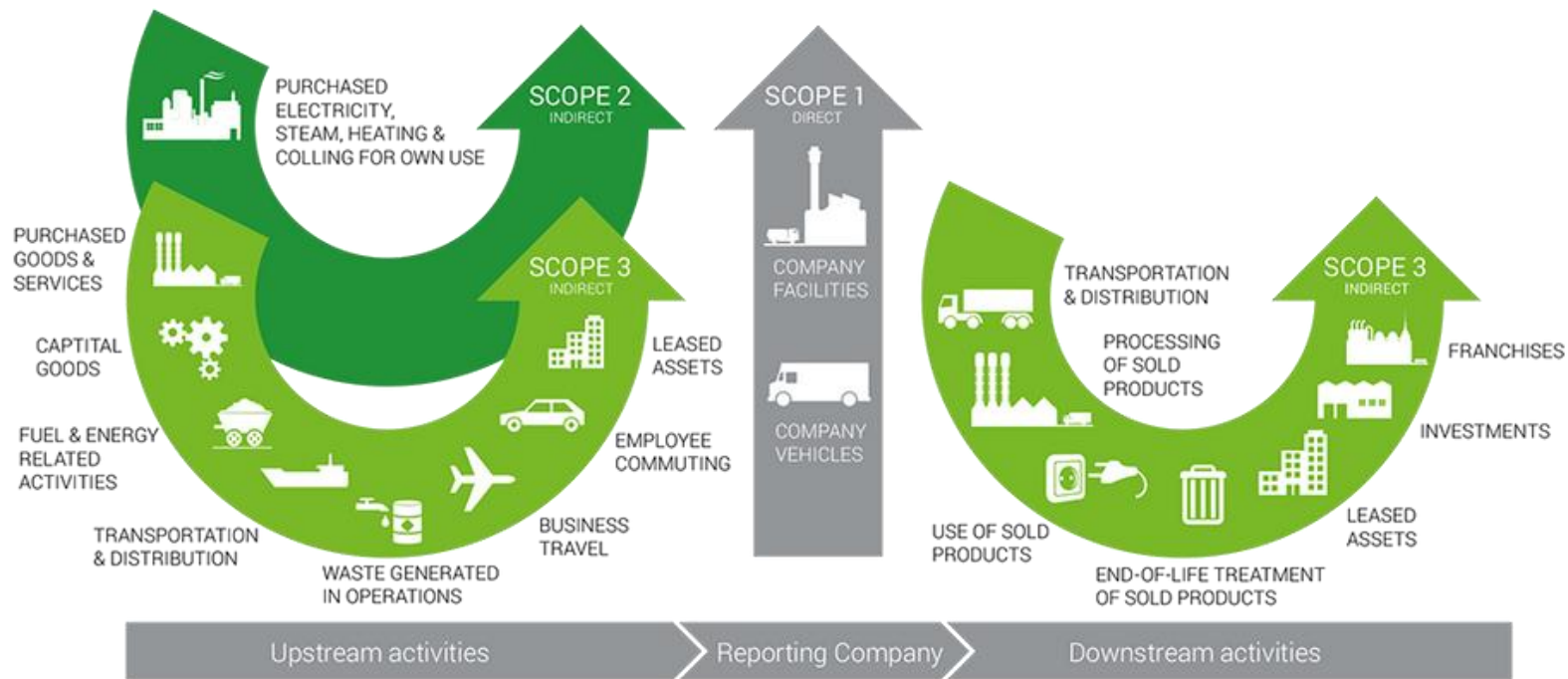
KEY HIGHLIGHTS OF OUR NET ZERO STRATEGY

Short Term Targets within the next 12 months

- **Renewable Energy Procurement – procurement of a 100 % renewable electricity tariff.**
- **Explore the availability of a Green Gas contract.**
- **Create a staff survey on employee commuting in order to collect data for scope 3.**
- **Explore the use of HVO to potentially replace Red Diesel usage for grounds equipment.**
- **Request HH data from the electricity supplier which can provide a more detailed analysis of electricity consumption which may help identify energy saving opportunities.**
- **Collect waste data within the operation and report emissions.**

GHG PROTOCOL

CO₂ CH₄ N₂O HFCs PFCs SF₆



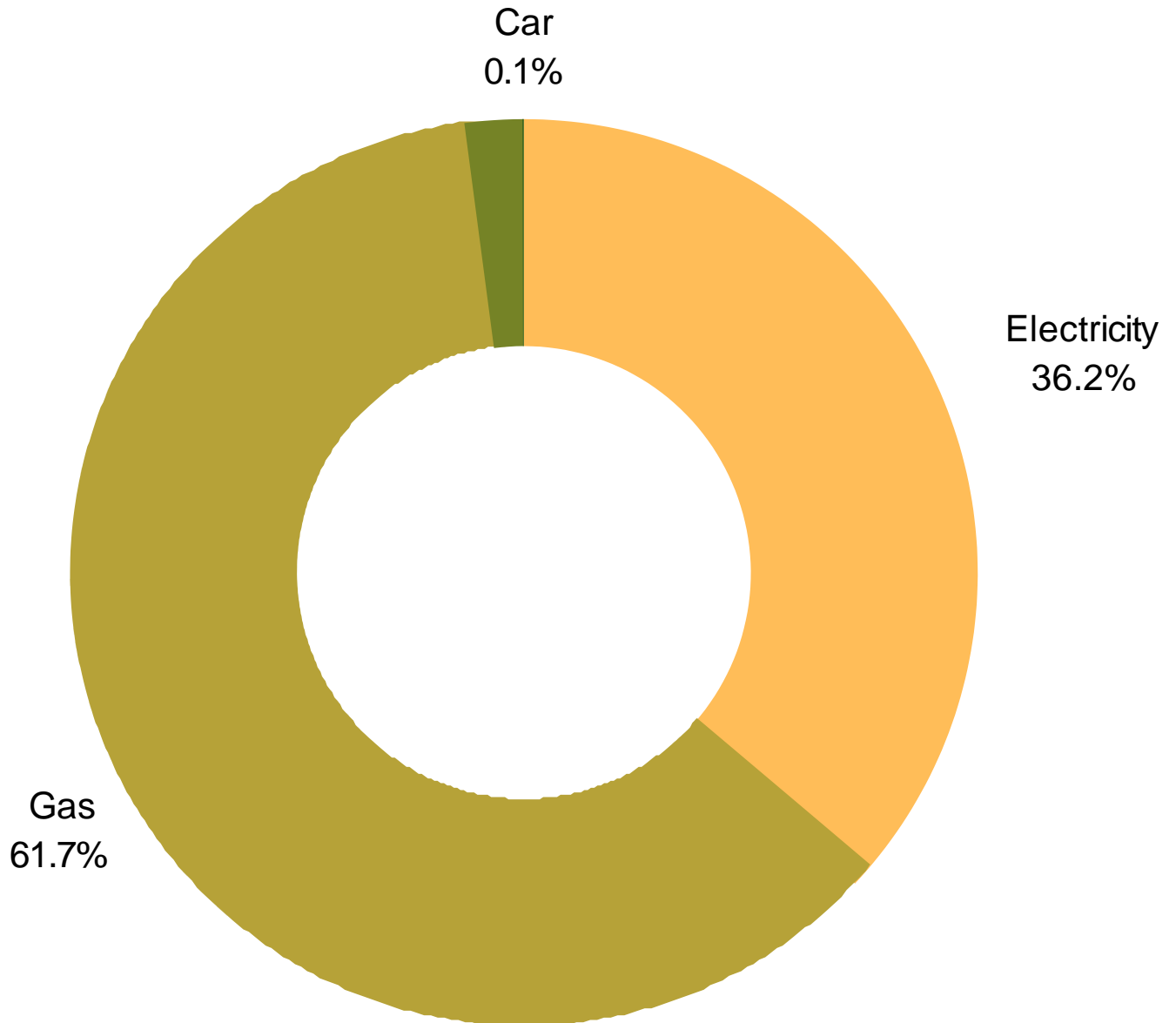
Source: Greenhouse Gas Protocol

CARBON NEUTRALITY: *Zero emissions within company owned operation (scope 1 & 2)*

NET ZERO: *Zero emissions across entire operation direct and in-direct activities (scope 1,2 & 3)*



CARBON FOOTPRINT DECEMBER 21 - NOVEMBER 22

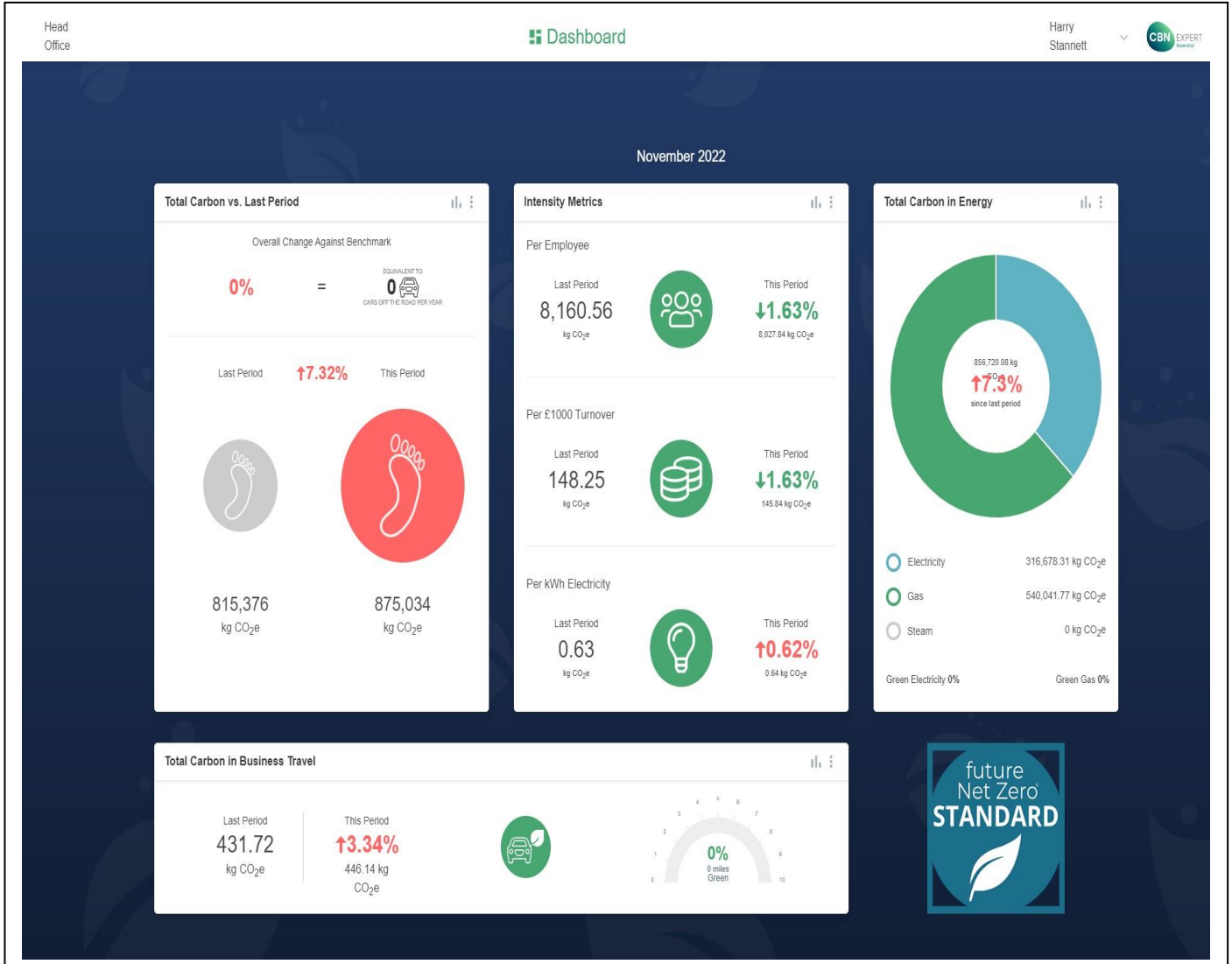


**Carbon
Footprint:
875,034kg**



FUTURE NET ZERO STANDARD – ACCREDITATION REPORT- (December 2021 – November 2022)

CARBON FOOTPRINT ASSESSMENT



Carbon Footprint Progression

	Benchmark	Year 2	Year 3	Year 4	Year 5	Year 6	Year 7	Year 8
CO ₂ e	875,034 kg							
% Change								

HISTORIC EMISSION REDUCTION PROGRESS DURING THE REPORTING PERIOD

Emissions reduction activity is summarised below:

Energy	Consumption - kWhs					Green Consumption - kWhs				
	Benchmark	Previous	%	Current	%	Benchmark	Previous	%	Current	%
Electricity	316,678.31kg									
Gas	540,041.77lg									
Total	856,720.08kg									

Commentary

China Fleet Country Club's electricity consumption was substantial at 1,370,190 kWh in the benchmark period. This was supplied by EDF Energy on a standard tariff. As a result the emissions generated are high against the consumption. We would recommend the company look to procure a 100 % renewable tariff from their next contract.

A 100 % renewable tariff could secure a carbon saving of 290,932.44 kg.

There will still be some emissions generated from the organisation's electricity consumptions and this is due to transmission and distribution losses. This is the electricity lost between grid and supply point. In order to reduce these emissions, the company must look to reduce consumption from the grid. China Fleet Country Club have already taking several steps in improving energy efficiency through measures such as LED lighting and installing sensor lighting in low use areas. They continue to invest energy efficient boilers, air handling and heat and power equipment. This will all have a direct effect on energy consumption and therefore should help to keep emissions relating to T&D losses low (in relation the company's consumption).

As the electricity supply is Half-hourly. Data is remotely taken from the meter every 30 minutes and stored by the supplier. By requesting and reviewing the data, the company may be able to identify trends or anomalies within the usage which should help the company understand their energy consumption on a more granular level.

The company has also installed a 165 kw solar system. We would recommend potentially looking at investing further in more solar if viable. By increasing the amount of generation the consumption from the grid will reduce and therefore reduce related emissions. This would be of huge benefit to both the carbon and cost reduction. Overall the organisation is a high electricity consumer and have already taken several steps to be as efficient as they can be. It is critical the company review their energy procurement and look to source a renewable tariff as soon as possible.

They also consume a substantial amount of gas and recorded 2,948,470 kWh in the benchmark period. They were supplied by Crown Gas and Power on a standard tariff. We would recommend the organisation explore procuring a 100 % green gas tariff from their next procurement window.

A 100 % green gas contract could deliver a carbon of 539,422.59 kg.

Green Gas comes at a premium which can vary between 1p/kWh – 2p/kWh. Due to the recent energy crisis this would be a substantial investment of around £44 k per annum. Availability of green gas can also be an issue with some gas suppliers not offering this to commercial clients or having a limited supply which can drive premiums up.

In the longer term the organisation could look to have full site energy audits and Heat loss surveys performed which could provide more comprehensive detail of energy consumption and opportunities for reduction.

Business Travel	Travel - Miles					Green Travel - Miles				
	Benchmark	Previous	%	Current	%	Benchmark	Previous	%	Current	%
Car (Diesel)	446.14 kg									
Total	446.14 kg									

Commentary

The company's total mileage was 1,645.8 for the benchmark period.

With a low car mileage the company could look to replace the current vehicle with an EV.

By switching to an EV and performing the same amount of miles as recorded in the benchmark period, the company could secure a carbon saving of 382.69 kg.

The organisation has already installed EV charging points so the infrastructure is available to support an EV into the fleet, however cost and range expectation would need to be met in order to make the transition viable.

Detailed/Direct Carbon	Kg CO2e				
	Benchmark	Previous	%	Current	%
Red Diesel	17,867.78kg				
Total	17,867.78kg				

Commentary

Total direct carbon equals 17,867.78 kg

This is made up completely of the company Red Diesel usage.

We would recommend the company exploring the use of HVO instead of Red Diesel to fuel their grounds equipment. Across the benchmark period the company purchased 6474 litres. This is a relatively small amount however a sizeable tank would need to be installed on site in order to meet such demand. HVO does also come at a premium over diesel.

If compatible with the current machinery, the company could save 17,637.89 kg of carbon.




We would recommend a full audit of all machinery to make sure it is compatible with biofuel use and does not potentially cause any warranty or performance issues.

More information on HVO can be found here <https://www.nationwidefuels.co.uk/faq/what-is-hvo-fuel-an-faq/#:~:text=HVO%20is%20a%20drop%2Din,and%20production%2C%20construction%20and%20agriculture.>

BEIS Conversion Factors:

Fuel	Metric	Total kg Co2 Perunit
Gas Oil (Red Diesel)	Litres	2.76
HVO Bio Diesel	Litres	0.3558

CARBON EFFICIENCY ASSESSMENT

<i>Intensity Metrics</i>	<i>Benchmark</i>	<i>Previous</i>	<i>% Change</i>	<i>Current</i>	<i>% Change</i>
	Kg CO ₂ e/unit	Kg CO ₂ e/unit		Kg CO ₂ /unit	
<i>Per Employee</i> 	8,027.84kg				
<i>Per £1,000 Turnover</i> 	145.84kg				
<i>Per kWh Electricity</i> 	0.64kg				

Commentary

Business is owned by a trust and is very committed to running the hotel in a highly sustainable way. They already achieve a great deal of initiatives <https://www.china-fleet.co.uk/sustainability-2/>. To progress and accelerate their plans they have created a sub group who are looking to develop a more formal strategy. Business is in a prime location with over 10 acres of land.

**TO: £6m FTE:
109**

Action Plan (including short term targets) to reduce carbon footprint and achieve net zero

Below is an action plan which highlights next steps for China Fleet Country Club Ltd on its Net Zero journey.

Short Term Targets within the next 12 months

- **Renewable Energy Procurement – procurement of a 100 % renewable electricity tariff.**
- **Explore the availability of a Green Gas contract.**
- **Create a staff survey on employee commuting in order to collect data for scope 3.**
- **Explore the use of HVO to potentially replace Red Diesel usage for grounds equipment.**
- **Request HH data from the electricity supplier which can provide a more detailed analysis of electricity consumption which may help identify energy saving opportunities.**
- **Collect waste data within the operation and report emissions.**

Medium Term Targets within the next 36 months

- **Explore the potential of further investment in renewable technologies, such as Solar PV and Battery Storage. (Subject to site limitations etc).**
- **Create employee incentives for green travel and zero carbon miles e.g. walk to workdays.**
- **Engage further with the supply chain regarding scope 3 emissions and look to source alternative suppliers which are carbon neutral where possible.**
- **Replace car mileage with EV mileage if possible.**

Long Term Targets by 2050 at latest

- **Use high quality and verified offsetting schemes or carbon removal technologies to eradicate residual emissions.**

Carbon Savings	
Renewable energy Procurement	290,932.44 kg.
Green Gas Procurement	539,422.59 kg.
HVO	17,637.89 kg
EV	382.69 kg.

Assessor's comments

An excellent report with achievable targets within the timescales described.

China Fleet have a unique set of challenges going forward, but simple changes to their energy procurement will make a significant saving. A renewable electricity contract and a green gas contract are essential to reducing the footprint.



Assessor Signature:

Assessor Name: David Roberts

Date: 31st January 2023

Standard and methodology used

China Fleet Country Club Ltd categorises its Greenhouse Gas (GHG) Emissions as Scope 1,2 or 3 as referred to in the WBCSD – WRI Greenhouse Gas Protocol (revised edition, dated March 2014). Emissions in Carbon Dioxide equivalent (CO₂e) for all scopes are calculated using the conversion factors listed in BEIS Greenhouse Gas Conversion Factors for the relevant 12 month period over which the Carbon Footprint is calculated. Procured renewable electricity and gas is calculated in accordance with the WBCSD – WSI Scope 2 Guidance on procured renewable energy (2015).

Data Quality / Confidence

The data used to generate this report has been collected from various sources and converted to CO₂e using the CBN Expert Dashboard. This dashboard has been Certified under the future Net Zero Standard to ensure that it is a true and fair reflection of the both the units of consumption and the resultant GHG emissions of the reporting firm.

***Scope 3 Emissions**

China Fleet Country Club Ltd is committed to measure and act to reduce its emissions in all 3 categories. This report reflects the amount of Scope 3 emissions that it has been technically feasible and cost effective to measure and take action against. **China Fleet Country Club Ltd** remains committed to work with its entire supply chain to ensure as much of its Scope 3 emissions are able to be accurately measured and to develop actions that target long term reductions in this emissions category.

**** Offsets**

As part of the commitment of **China Fleet Country Club Ltd** to target reductions in its GHG emissions and, ultimately, attain Net Zero the company will review and report all offsetting that it enters into. All offsetting options will be considered and reported included, formally certificated schemes (e.g. Gold Standard) as well as more informal schemes. Where offsetting is done against informal schemes, details of the calculation logic will be reported.

Offset schemes (if appropriate)

Scheme name	Details including weblink

Signed on behalf of **China Fleet Country Club Ltd**

Signed on behalf of SWMAS

Name:

Position:

Date:

Name: Harry Stannett

Position:

Date:



The data in this report has been produced using the CBN Expert dashboard and the figures have been certified under the future Net Zero Standard. The certification and licence number for the period for this report is shown here.

Signed for future Net Zero

Date: 1/2/2023



Name: Sumit Bose

Position: Founder